

SPECIFICATIONS

Transmitter for optical transformer method torque transducer

CSA-562B

Spec. No. EN351562B-E

1/2

1. General

This is the transmitter for an optical transformer method torque transducer.

2. Specifications

- Roter supply voltage AC20 Vrms Square wave 11.2 kHz \pm 0.2 kHz
- Input range 5 kHz to 15 kHz
- Applicable transducer Optical transformer method torque transducer
- Output DC \pm 10 V
- Output load resistance
 - Load resistance 2 k-ohm or more
 - Output capacitance load 0.1 micro-F or less
- Zero point adjustment range \pm 15 %R.O.
- Non-linearity 0.01 %F.S.
- Effect due to temperature variation
 - Zero point \pm 0.025 %R.O./10°C
 - Sensitivity \pm 0.025 %R.O./10°C
- CHECK Approx. 80 % of rated output
- Frequency response range DC to 1 kHz (with Filter W/B)
(Changeable to 1 Hz, 10 Hz, 30 Hz, 50 Hz, 100 Hz, 300 Hz, 500 Hz or 1 kHz.)
Above is +1 dB or -3 dB \pm 1 dB from 10 Hz to 1 kHz,
and +1 dB or -3 dB \pm 3 dB at 1 Hz
- Display section
 - Output voltage display 0 to \pm 10.000 digital display (Green LED)
 - Sampling Approx. 4 times/s
- Remote function CHECK
- Alarm function ALARM is output when the positional gap between rotor and stator is occurred, or when the luminescence part of rotor or the light detecting part of stator becomes dirty. (Photocoupler output)

3. General specification

- Operating temperature/humidity range
 - Temperature 0 °C to 40 °C
 - Humidity 85 %RH or less (Non condensing)
- Power supply
 - Power supply voltage AC100 V (Permissible variable range AC85 V to AC132 V)
 - Power supply frequency 50/60 Hz
 - Power consumption Approx. 100 VA (at AC100 V)
- Insulated resistance DC500 V, 100 M-ohm or more between the power supply and case.
- Withstand voltage AC1 500 V for 1 min between power supply line and case.
- Outline dimension (W×H×D) 66 mm×160 mm×280 mm (without protruding portion.)
- Weight Approx. 2.5 kg

SPECIFICATIONS

CSA-562B


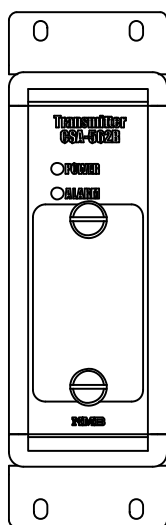
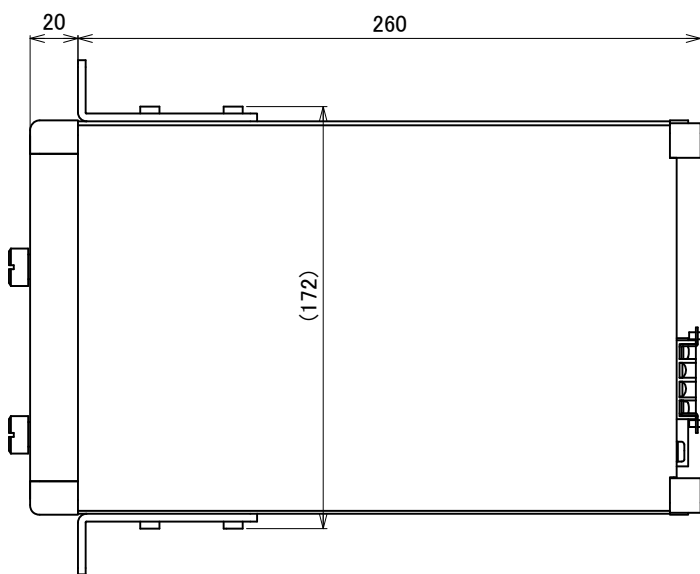
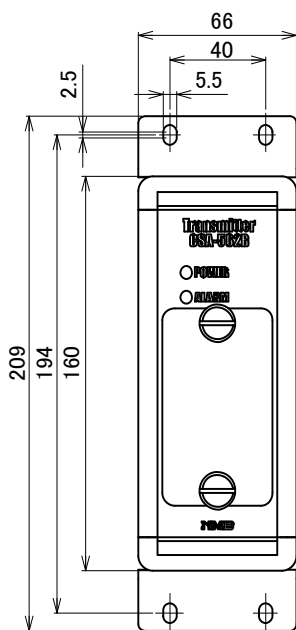
Spec. No. EN351562B-E

2/2

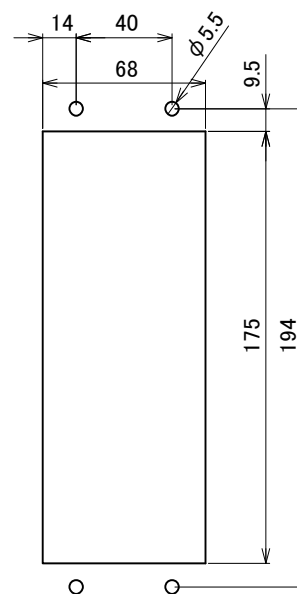
4. Accessories

- Instruction manual 1 piece
- Midget fuse (5 A) 1 piece
- Output cable 1 piece
- Dust filter 10 pieces

5. Outline drawing



Panel cut size



Unit: mm

Specifications and outline dimensions and so on which have printed may subject to change for the purpose of improvement without notice.